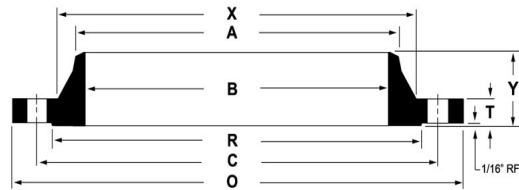


FLANGES

INDUSTRY STANDARD CLASS 350 WELDING NECK FLANGES



All dimensions are in inches.

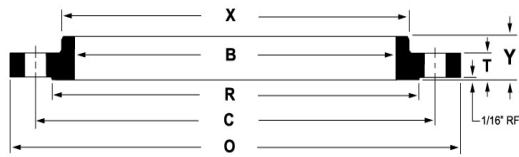
These flanges will be supplied with a 1/16" raised face unless otherwise specified.

Flat face option available

Nominal Pipe Size	Outside Diameter (O)	Thickness (T)	Raised Face Diameter (R)	Length Thru Hub (Y)	Base of Hub Diameter (X)	Diameter of Hub at Bevel (A)	Approximate Weight (lbs)	Bolt Circle (C)	Number of Holes	Diameter of Holes
inch	inch	inch	inch	inch	inch	inch	lbs	inch	count	inch
26"	32.75"	2.50"	29.50"	5.00"	27.88"	Specified by Purchaser	245	30.63"	28	1.13"
28"	34.75"	2.50"	31.50"	5.00"	29.88"	Specified by Purchaser	260	32.63"	28	1.13"
30"	37.00"	2.63"	33.75"	5.25"	32.13"	Specified by Purchaser	305	34.88"	32	1.13"
32"	39.00"	2.75"	35.75"	5.50"	34.13"	Specified by Purchaser	340	36.88"	36	1.13"
34"	41.00"	2.88"	37.75"	5.75"	36.13"	Specified by Purchaser	375	38.88"	40	1.13"
36"	43.75"	3.13"	40.25"	6.13"	38.50"	Specified by Purchaser	480	41.50"	40	1.25"
38"	45.75"	3.13"	42.25"	6.13"	40.50"	Specified by Purchaser	510	43.50"	40	1.25"
40"	47.75"	3.25"	44.25"	6.25"	42.50"	Specified by Purchaser	540	45.50"	44	1.25"
42"	50.00"	3.50"	46.50"	6.50"	44.75"	Specified by Purchaser	640	47.75"	48	1.25"
44"	52.75"	3.75"	48.88"	6.75"	46.75"	Specified by Purchaser	760	50.25"	44	1.38"
46"	54.75"	4.25"	50.88"	7.25"	48.75"	Specified by Purchaser	880	52.25"	48	1.38"
48"	56.75"	4.25"	52.88"	7.25"	50.75"	Specified by Purchaser	920	54.25"	48	1.38"
52"	61.50"	4.25"	57.25"	7.50"	55.00"	Specified by Purchaser	1075	58.75"	52	1.50"
54"	63.50"	4.50"	59.25"	7.75"	57.00"	Specified by Purchaser	1200	60.75"	52	1.50"
60"	69.50"	4.50"	65.25"	8.00"	63.00"	Specified by Purchaser	1325	66.75"	60	1.50"
66"	77.00"	4.00"	72.38"	8.50"	70.00"	Specified by Purchaser	1675	74.00"	60	1.63"
72"	83.00"	4.00"	78.38"	9.00"	76.00"	Specified by Purchaser	1850	80.00"	72	1.63"
84"	96.50"	5.00"	91.25"	10.00"	89.00"	Specified by Purchaser	2950	93.25"	80	1.75"
96"	109.25"	6.25"	103.88"	11.25"	101.25"	Specified by Purchaser	4250	105.75"	84	1.88"

FLANGES

INDUSTRY STANDARD CLASS 350 SLIP-ON FLANGES



All dimensions are in inches.

These flanges will be supplied with a 1/16" raised face unless otherwise specified.


Flat face option available

Nominal Pipe Size	Outside Diameter (O)	Thickness (T)	Raised Face Diameter (R)	Length Thru Hub (Y)	Base of Hub Diameter (X)	Bore (B)	Approximate Weight (lbs)	Bolt Circle (C)	Number of Holes	Diameter of Holes
inch	inch	inch	inch	inch	inch	inch	lbs	inch	count	inch
26"	32.75"	2.50"	29.50"	4.50"	27.88"	26.25"	225	30.63"	28	1.13"
28"	34.75"	2.50"	31.50"	4.50"	29.88"	28.25"	250	32.63"	28	1.13"
30"	37.00"	2.63"	33.75"	4.75"	32.13"	30.25"	295	34.88"	32	1.13"
32"	39.00"	2.75"	35.75"	5.00"	34.13"	32.25"	325	36.88"	36	1.13"
34"	41.00"	2.88"	37.75"	5.13"	36.13"	34.25"	355	38.88"	40	1.13"
36"	43.75"	3.13"	40.25"	5.63"	38.50"	36.25"	465	41.50"	40	1.25"
38"	45.75"	3.13"	42.25"	5.63"	40.50"	38.25"	490	43.50"	40	1.25"
40"	47.75"	3.25"	44.25"	5.88"	42.50"	40.25"	530	45.50"	44	1.25"
42"	50.00"	3.50"	46.50"	6.13"	44.75"	42.25"	620	47.75"	48	1.25"
44"	52.75"	3.75"	48.88"	6.75"	46.75"	44.25"	760	50.25"	44	1.38"
46"	54.75"	4.25"	50.88"	7.25"	48.75"	46.25"	880	52.25"	48	1.38"
48"	56.75"	4.25"	52.88"	7.25"	50.75"	48.25"	920	54.25"	48	1.38"
54"	63.50"	4.75"	59.25"	8.25"	57.00"	54.25"	1150	60.75"	52	1.50"
60"	69.50"	5.00"	65.25"	8.50"	63.00"	60.25"	1450	66.75"	60	1.50"

FLANGES

INDUSTRY STANDARD CLASS 350 BLIND FLANGES

Nominal Pipe Size	Outside Diameter (O)	Thickness (T)	Raised Face Diameter (R)	Approximate Weight (lbs)	Bolt Circle (C)	Number of Holes	Diameter of Holes
inch	inch	inch	inch	lbs	inch	count	inch
26"	32.75"	2.50"	29.50"	580	30.63"	28	1.13"
28"	34.75"	2.50"	31.50"	750	32.63"	28	1.13"
30"	37.00"	2.63"	33.75"	890	34.88"	32	1.13"
32"	39.00"	2.75"	35.75"	1050	36.88"	36	1.13"
34"	41.00"	2.88"	37.75"	1225	38.88"	40	1.13"
36"	43.75"	3.13"	40.25"	1500	41.50"	40	1.25"
38"	45.75"	3.13"	42.25"	1700	43.50"	40	1.25"
40"	47.75"	3.25"	44.25"	1975	45.50"	44	1.25"
42"	50.00"	3.50"	46.50"	2225	47.75"	48	1.25"
44"	52.75"	3.75"	48.88"	2625	50.25"	44	1.38"
46"	54.75"	4.25"	50.88"	2950	52.25"	48	1.38"
48"	56.75"	4.25"	52.88"	3300	54.25"	48	1.38"



All dimensions are in inches.

These flanges will be supplied with a 1/16" raised face unless otherwise specified.

Flat face option available