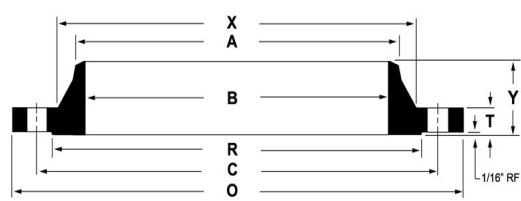


## FLANGES

### INDUSTRY STANDARD CLASS 250 WELDING NECK FLANGES



All dimensions are in inches.

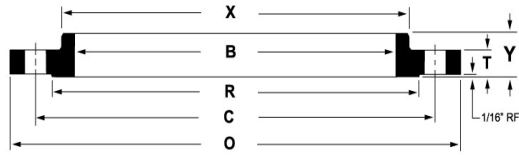
These flanges will be supplied with a 1/16" raised face unless otherwise specified.

Flat face option available

Nominal Pipe Size	Outside Diameter (O)	Thickness (T)	Raised Face Diameter (R)	Length Thru Hub (Y)	Base of Hub Diameter (X)	Diameter of Hub at Bevel (A)	Bore (B)	Approximate Weight (lbs)	Bolt Circle (C)	Number of Holes	Diameter of Holes
inch	inch	inch	inch	inch	inch	inch	inch	lbs	inch	count	inch
26"	38.25"	2.81"	32.44"	5.81"	30.50"	26"	Specified by Purchaser	530	34.50"	28	1.88"
28"	40.75"	2.94"	34.94"	5.94"	33.00"	28"	Specified by Purchaser	630	37.00"	28	1.88"
30"	43.00"	3.00"	37.19"	6.00"	35.25"	30"	Specified by Purchaser	700	39.25"	28	1.88"
32"	45.25"	3.12"	39.44"	6.13"	37.50"	32"	Specified by Purchaser	790	41.50"	28	1.88"
34"	47.50"	3.25"	41.44"	6.25"	39.50"	34"	Specified by Purchaser	880	43.50"	28	1.88"
36"	50.00"	3.38"	43.69"	6.38"	41.50"	36"	Specified by Purchaser	970	46.00"	32	2.13"
38"	52.25"	3.44"	45.69"	6.44"	43.50"	38"	Specified by Purchaser	1050	48.00"	32	2.13"
40"	54.50"	3.56"	47.94"	6.56"	45.75"	40"	Specified by Purchaser	1150	50.25"	36	2.13"
42"	57.00"	3.69"	50.44"	6.94"	47.75"	42"	Specified by Purchaser	1325	52.75"	36	2.13"
44"	59.25"	3.75"	52.69"	7.00"	49.75"	44"	Specified by Purchaser	1425	55.00"	36	2.13"
46"	61.50"	3.88"	54.94"	7.13"	51.75"	46"	Specified by Purchaser	1525	57.25"	40	2.13"
48"	65.00"	4.00"	58.44"	7.25"	54.00"	48"	Specified by Purchaser	1825	60.75"	40	2.13"

## FLANGES

### INDUSTRY STANDARD CLASS 250 SLIP-ON FLANGES



All dimensions are in inches.

These flanges will be supplied with a 1/16" raised face unless otherwise specified.


Flat face option available

Nominal Pipe Size	Outside Diameter (O)	Thickness (T)	Raised Face Diameter (R)	Length Thru Hub (Y)	Base of Hub Diameter (X)	Bore (B)	Approximate Weight (lbs)	Bolt Circle (C)	Number of Holes	Diameter of Holes
inch	inch	inch	inch	inch	inch	inch	lbs	inch	count	inch
26"	38.25"	2.81"	32.44"	4.75"	30.50"	26.25"	530	34.50"	28	1.88"
28"	40.75"	2.94"	34.94"	5.00"	33.00"	28.25"	640	37.00"	28	1.88"
30"	43.00"	3.00"	37.19"	5.00"	35.25"	30.25"	710	39.25"	28	1.88"
32"	45.25"	3.12"	39.44"	5.13"	37.50"	32.25"	800	41.50"	28	1.88"
34"	47.50"	3.25"	41.44"	5.25"	39.50"	34.25"	890	43.50"	28	1.88"
36"	50.00"	3.38"	43.69"	5.38"	41.50"	36.25"	970	46.00"	32	2.13"
38"	52.25"	3.44"	45.69"	5.50"	43.50"	38.25"	1050	48.00"	32	2.13"
40"	54.50"	3.56"	47.94"	5.50"	45.75"	40.25"	1175	50.25"	36	2.13"
42"	57.00"	3.69"	50.44"	5.63"	47.75"	42.25"	1300	52.75"	36	2.13"
44"	59.25"	3.75"	52.69"	5.75"	49.75"	44.25"	1400	55.00"	36	2.13"
46"	61.50"	3.88"	54.94"	5.88"	51.75"	46.25"	1500	57.25"	40	2.13"
48"	65.00"	4.00"	58.44"	6.00"	54.00"	48.25"	1800	60.75"	40	2.13"

## FLANGES

### INDUSTRY STANDARD CLASS 250 BLIND FLANGES

Nominal Pipe Size	Outside Diameter (O)	Thickness (T)	Raised Face Diameter (R)	Base of Hub Diameter (X)	Approximate Weight (lbs)	Bolt Circle (C)	Number of Holes	Diameter of Holes
inch	inch	inch	inch	inch	lbs	inch	count	inch
26"	38.25"	2.81"	32.44"	30.50"	853	34.50"	28	1.88"
28"	40.75"	2.94"	34.94"	33.00"	1022	37.00"	28	1.88"
30"	43.00"	3.00"	37.19"	35.25"	1168	39.25"	28	1.88"
32"	45.25"	3.12"	39.44"	37.50"	1353	41.50"	28	1.88"
34"	47.50"	3.25"	41.44"	39.50"	1560	43.50"	28	1.88"
36"	50.00"	3.38"	43.69"	41.50"	1792	46.00"	32	2.13"
38"	52.25"	3.44"	45.69"	43.50"	2003	48.00"	32	2.13"
40"	54.50"	3.56"	47.94"	45.75"	2223	50.25"	36	2.13"
42"	57.00"	3.69"	50.44"	47.75"	2533	52.75"	36	2.13"
44"	59.25"	3.75"	52.69"	49.75"	2793	55.00"	36	2.13"
46"	61.50"	3.88"	54.94"	51.75"	3109	57.25"	40	2.13"
48"	65.00"	4.00"	58.44"	54.00"	3599	60.75"	40	2.13"



All dimensions are in inches.

These flanges will be supplied with a 1/16" raised face unless otherwise specified.

Flat face option available