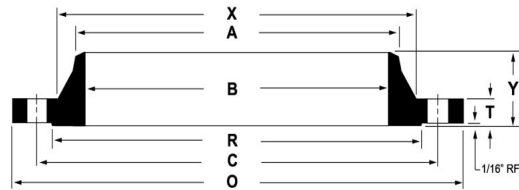


FLANGES

INDUSTRY STANDARD CLASS 175 WELDING NECK FLANGES



All dimensions are in inches.

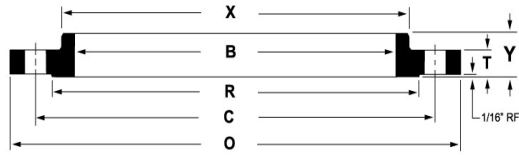
These flanges will be supplied with a 1/16" raised face unless otherwise specified.

Flat face option available

Nominal Pipe Size	Outside Diameter (O)	Thickness (T)	Raised Face Diameter (R)	Length Thru Hub (Y)	Base of Hub Diameter (X)	Diameter of Hub at Bevel (A)	Bore (B)	Approximate Weight (lbs)	Bolt Circle (C)	Number of Holes	Diameter of Holes
inch	inch	inch	inch	inch	inch	inch	inch	lbs	inch	count	inch
26"	31.50"	1.38"	29.00"	3.38"	27.63"	Specified by Purchaser		120	29.88"	28	0.88"
28"	33.50"	1.38"	31.00"	3.38"	29.63"	Specified by Purchaser		130	31.88"	28	0.88"
30"	35.75"	1.38"	33.25"	3.63"	31.88"	Specified by Purchaser		150	34.13"	36	0.88"
32"	37.75"	1.38"	35.25"	3.63"	33.88"	Specified by Purchaser		160	36.13"	36	0.88"
34"	40.25"	1.50"	37.38"	3.75"	35.88"	Specified by Purchaser		195	38.38"	36	1.00"
36"	42.25"	1.50"	39.38"	3.75"	37.88"	Specified by Purchaser		205	40.38"	36	1.00"
38"	44.25"	1.75"	41.38"	4.13"	39.88"	Specified by Purchaser		245	42.38"	36	1.00"
40"	46.25"	1.75"	43.38"	4.13"	41.88"	Specified by Purchaser		255	44.38"	40	1.00"
42"	49.00"	2.00"	45.75"	4.50"	44.13"	Specified by Purchaser		340	46.88"	40	1.13"
44"	51.00"	2.00"	47.75"	4.50"	46.13"	Specified by Purchaser		360	48.88"	40	1.13"
46"	53.00"	2.00"	49.75"	4.50"	48.13"	Specified by Purchaser		375	50.88"	40	1.13"
48"	55.00"	2.25"	51.75"	4.88"	50.13"	Specified by Purchaser		430	52.88"	44	1.13"
50"	57.00"	2.25"	53.75"	4.88"	52.13"	Specified by Purchaser		450	54.88"	44	1.13"
52"	59.50"	2.63"	56.00"	5.38"	54.25"	Specified by Purchaser		560	57.25"	44	1.25"
54"	61.50"	2.63"	58.00"	5.38"	56.25"	Specified by Purchaser		580	59.25"	44	1.25"
60"	67.50"	2.75"	64.00"	5.75"	62.25"	Specified by Purchaser		680	65.25"	48	1.25"
66"	73.50"	3.13"	70.00"	6.13"	68.50"	Specified by Purchaser		830	71.25"	56	1.25"
72"	80.00"	3.63"	76.50"	6.63"	74.50"	Specified by Purchaser		1075	77.75"	64	1.25"
84"	94.00"	3.00"	90.125"	7.00"	88.00"	Specified by Purchaser		1550	91.50"	72	1.375"
96"	106.00"	3.50"	102.125"	7.50"	100.00"	Specified by Purchaser		1950	103.50"	88	1.375"

FLANGES

INDUSTRY STANDARD CLASS 175 SLIP-ON FLANGES



All dimensions are in inches.

These flanges will be supplied with a 1/16" raised face unless otherwise specified.


Flat face option available

Nominal Pipe Size	Outside Diameter (O)	Thickness (T)	Raised Face Diameter (R)	Length Thru Hub (Y)	Base of Hub Diameter (X)	Bore (B)	Approximate Weight (lbs)	Bolt Circle (C)	Number of Holes	Diameter of Holes
inch	inch	inch	inch	inch	inch	inch	lbs	inch	count	inch
26"	31.50"	1.38"	29.00"	2.75"	27.63"	26.25"	105	29.88"	28	0.88"
28"	33.50"	1.38"	31.00"	2.75"	29.63"	28.25"	115	31.88"	28	0.88"
30"	35.75"	1.38"	33.25"	2.75"	31.88"	30.25"	130	34.13"	36	0.88"
32"	37.75"	1.38"	35.25"	2.75"	33.88"	32.25"	140	36.13"	36	0.88"
34"	40.25"	1.75"	37.38"	3.38"	35.88"	34.25"	200	38.38"	36	1.00"
36"	42.25"	1.75"	39.38"	3.38"	37.88"	36.25"	210	40.38"	36	1.00"
38"	44.25"	2.00"	41.38"	3.75"	39.88"	38.25"	250	42.38"	36	1.00"
40"	46.25"	2.00"	43.38"	4.00"	41.88"	40.25"	270	44.38"	40	1.00"
42"	49.00"	2.38"	45.75"	4.38"	44.13"	42.25"	365	46.88"	40	1.13"
44"	51.00"	2.38"	47.75"	4.38"	46.13"	44.25"	380	48.88"	40	1.13"
46"	53.00"	2.38"	49.75"	4.63"	48.13"	46.25"	410	50.88"	40	1.13"
48"	55.00"	2.63"	51.75"	4.88"	50.13"	48.25"	460	52.88"	44	1.13"
50"	57.00"	2.63"	53.75"	4.88"	52.13"	50.25"	480	54.88"	44	1.13"
52"	59.50"	3.00"	56.00"	5.38"	54.25"	52.25"	600	57.25"	44	1.25"
54"	61.50"	3.00"	58.00"	5.38"	56.25"	54.25"	620	59.25"	44	1.25"
60"	67.50"	3.13"	64.00"	5.88"	62.25"	60.25"	730	65.25"	48	1.25"
66"	73.50"	4.00"	70.00"	6.88"	68.50"	66.25"	1000	71.25"	56	1.25"
72"	80.00"	5.00"	76.50"	8.00"	74.50"	72.25"	1400	77.75"	64	1.25"
84"	94.00"	5.00"	90.125"	8.50"	88.00"	84.25"	2250	91.50"	72	1.375"
96"	106.00"	5.00"	102.125"	9.00"	100.00"	96.25"	2600	103.50"	88	1.375"

FLANGES

INDUSTRY STANDARD CLASS 175 BLIND FLANGES

Nominal Pipe Size	Outside Diameter (O)	Thickness (T)	Raised Face Diameter (R)	Approximate Weight (lbs)	Bolt Circle (C)	Number of Holes	Diameter of Holes
inch	inch	inch	inch	lbs	inch	count	inch
26"	31.50"	1.78"	29.00"	405	29.88"	28	0.88"
28"	33.50"	2.00"	31.00"	490	31.88"	28	0.88"
30"	35.75"	2.13"	33.25"	590	34.13"	36	0.88"
32"	37.75"	2.25"	35.25"	700	36.13"	36	0.88"
34"	40.25"	2.38"	37.38"	840	38.38"	36	1.00"
36"	42.25"	2.50"	39.38"	970	40.38"	36	1.00"
38"	44.25"	2.63"	41.38"	1125	42.38"	36	1.00"
40"	46.25"	2.75"	43.38"	1300	44.38"	40	1.00"
42"	49.00"	2.88"	45.75"	1500	46.88"	40	1.13"
44"	51.00"	3.00"	47.75"	1700	48.88"	40	1.13"
46"	53.00"	3.13"	49.75"	1925	50.88"	40	1.13"
48"	55.00"	3.38"	51.75"	2225	52.88"	44	1.13"
50"	57.00"	3.38"	53.75"	2400	54.88"	44	1.13"
52"	59.50"	3.63"	56.00"	2800	57.25"	44	1.25"
54"	61.50"	3.63"	58.00"	3000	59.25"	44	1.25"
60"	67.50"	4.00"	64.00"	4000	65.25"	48	1.25"
66"	73.50"	4.38"	70.00"	5175	71.25"	56	1.25"
72"	80.00"	4.75"	76.50"	6650	77.75"	64	1.25"
84"	94.00"	5.50"	90.125"	10815	91.50"	72	1.375"
96"	106.00"	6.125"	102.125"	15325	103.50"	88	1.375"



All dimensions are in inches.

These flanges will be supplied with a 1/16" raised face unless otherwise specified.

Flat face option available