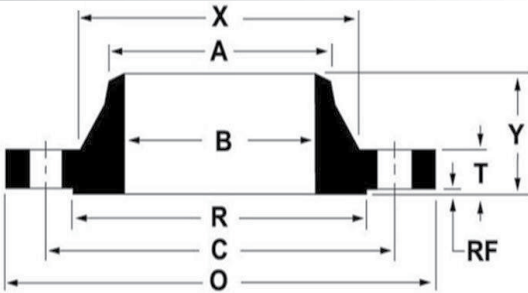


FLANGES

ANSI B16.5 CLASS 400 WELDING NECK FLANGES



All dimensions are in inches.

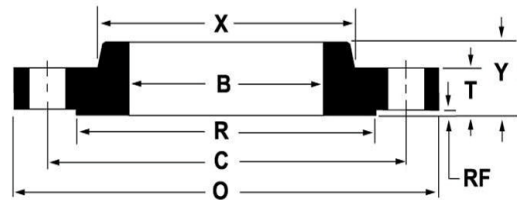
These flanges will be supplied with a 1/16" raised face unless otherwise specified.

Flat face option available.

Nominal Pipe Size	Outside Diameter (O)	Thickness (T)	Raised Face Diameter (R)	Length Thru Hub (Y)	Hub Diameter (X)	Bore (B)	Approximate Weight (lbs)	Bolt Circle (C)	Number of Holes	Diameter of Holes
inch	inch	inch	inch	inch	inch	inch	lbs	inch	count	inch
1/2"	3.75"	0.56"	1.38"	2.06"	1.50"	Specified by Purchaser	2	2.63"	4	0.63"
3/4"	4.63"	0.63"	1.69"	2.25"	1.88"		4	3.25"	4	0.75"
1"	4.88"	0.69"	2.00"	2.44"	2.13"		4	3.50"	4	0.75"
1 1/4"	5.25"	0.81"	2.50"	2.63"	2.50"		6	3.88"	4	0.75"
1 1/2"	6.13"	0.88"	2.88"	2.75"	2.75"		8	4.50"	4	0.88"
2"	6.50"	1.00"	3.63"	2.88"	3.31"		12	5.00"	8	0.75"
2 1/2"	7.50"	1.13"	4.13"	3.13"	3.94"		18	5.88"	8	0.88"
3"	8.25"	1.25"	5.00"	3.25"	4.63"		23	6.63"	8	0.88"
3 1/2"	9.00"	1.38"	5.50"	3.38"	5.25"		26	7.25"	8	1.00"
4"	10.00"	1.38"	6.19"	3.50"	5.75"		35	7.88"	8	1.00"
5"	11.00"	1.50"	7.31"	4.00"	7.00"		43	9.25"	8	1.00"
6"	12.50"	1.63"	8.50"	4.06"	8.13"		57	10.63"	12	1.00"
8"	15.00"	1.88"	10.63"	4.63"	10.25"		89	13.00"	12	1.13"
10"	17.50"	2.13"	12.75"	4.88"	12.63"		125	15.25"	16	1.25"
12"	20.50"	2.25"	15.00"	5.38"	14.75"		175	17.75"	16	1.38"
14"	23.00"	2.38"	16.25"	5.88"	16.75"		230	20.25"	20	1.38"
16"	25.50"	2.50"	18.50"	6.00"	19.00"		295	22.50"	20	1.50"
18"	28.00"	2.63"	21.00"	6.50"	21.00"		350	24.75"	24	1.50"
20"	30.50"	2.75"	23.00"	6.63"	23.13"		425	27.00"	24	1.63"
22"	33.00"	2.88"	25.25"	6.75"	25.25"		505	29.25"	24	1.75"
24"	36.00"	3.00"	27.25"	6.88"	27.63"		620	32.00"	24	1.88"

FLANGES

ANSI B16.5 CLASS 400 SLIP-ON FLANGES



All dimensions are in inches.


These flanges will be supplied with a 1/16" raised face unless otherwise specified.

Flat face option available

Nominal Pipe Size	Outside Diameter (O)	Thickness (T)	Raised Face Diameter (R)	Length Thru Hub (Y)	Hub Diameter (X)	Bore (B)	Approximate Weight (lbs)	Bolt Circle (C)	Number of Holes	Diameter of Holes
inch	inch	inch	inch	inch	inch	inch	lbs	inch	count	inch
1/2"	3.75"	0.56"	1.38"	0.88"	1.50"	0.88"	2	2.63"	4	0.63"
3/4"	4.63"	0.63"	1.69"	1.00"	1.88"	1.09"	3	3.25"	4	0.75"
1"	4.88"	0.69"	2.00"	1.06"	2.13"	1.36"	4	3.50"	4	0.75"
1 1/4"	5.25"	0.81"	2.50"	1.13"	2.50"	1.70"	5	3.88"	4	0.75"
1 1/2"	6.13"	0.88"	2.88"	1.25"	2.75"	1.95"	7	4.50"	4	0.88"
2"	6.50"	1.00"	3.63"	1.44"	3.31"	2.44"	9	5.00"	8	0.75"
2 1/2"	7.50"	1.13"	4.13"	1.63"	3.94"	2.94"	13	5.88"	8	0.88"
3"	8.25"	1.25"	5.00"	1.81"	4.63"	3.57"	16	6.63"	8	0.88"
3 1/2"	9.00"	1.38"	5.50"	1.94"	5.25"	4.07"	21	7.25"	8	1.00"
4"	10.00"	1.38"	6.19"	2.00"	5.75"	4.57"	26	7.88"	8	1.00"
5"	11.00"	1.50"	7.31"	2.13"	7.00"	5.66"	31	9.25"	8	1.00"
6"	12.50"	1.63"	8.50"	2.25"	8.13"	6.72"	44	10.63"	12	1.00"
8"	15.00"	1.88"	10.63"	2.69"	10.25"	8.72"	67	13.00"	12	1.13"
10"	17.50"	2.13"	12.75"	2.88"	12.63"	10.88"	91	15.25"	16	1.25"
12"	20.50"	2.25"	15.00"	3.13"	14.75"	12.88"	130	17.75"	16	1.38"
14"	23.00"	2.38"	16.25"	3.31"	16.75"	14.14"	180	20.25"	20	1.38"
16"	25.50"	2.50"	18.50"	3.69"	19.00"	16.16"	235	22.50"	20	1.50"
18"	28.00"	2.63"	21.00"	3.88"	21.00"	18.18"	285	24.75"	24	1.50"
20"	30.50"	2.75"	23.00"	4.00"	23.13"	20.20"	345	27.00"	24	1.63"
22"	33.00"	2.88"	25.25"	4.25"	25.25"	22.22"	405	29.25"	24	1.75"
24"	36.00"	3.00"	27.25"	4.50"	27.63"	24.25"	510	32.00"	24	1.88"

FLANGES

ANSI B16.5 CLASS 400 BLIND FLANGES



Nominal Pipe Size	Outside Diameter (O)	Thickness (T)	Raised Face Diameter (R)	Approximate Weight (lbs)	Bolt Circle (C)	Number of Holes	Diameter of Holes
inch	inch	inch	inch	lbs	inch	count	inch
1/2"	3.75"	0.56"	1.38"	2	2.63"	4	0.63"
3/4"	4.63"	0.63"	1.69"	3	3.25"	4	0.75"
1"	4.88"	0.69"	2.00"	4	3.50"	4	0.75"
1 1/4"	5.25"	0.81"	2.50"	5	3.88"	4	0.75"
1 1/2"	6.13"	0.88"	2.88"	8	4.50"	4	0.88"
2"	6.50"	1.00"	3.63"	10	5.00"	8	0.75"
2 1/2"	7.50"	1.13"	4.13"	15	5.88"	8	0.88"
3"	8.25"	1.25"	5.00"	20	6.63"	8	0.88"
3 1/2"	9.00"	1.38"	5.50"	29	7.25"	8	1.00"
4"	10.00"	1.38"	6.19"	33	7.88"	8	1.00"
5"	11.00"	1.50"	7.31"	44	9.25"	8	1.00"
6"	12.50"	1.63"	8.50"	61	10.63"	12	1.00"
8"	15.00"	1.88"	10.63"	100	13.00"	12	1.13"
10"	17.50"	2.13"	12.75"	155	15.25"	16	1.25"
12"	20.50"	2.25"	15.00"	225	17.75"	16	1.38"
14"	23.00"	2.38"	16.25"	290	20.25"	20	1.38"
16"	25.50"	2.50"	18.50"	370	22.50"	20	1.50"
18"	28.00"	2.63"	21.00"	455	24.75"	24	1.50"
20"	30.50"	2.75"	23.00"	587	27.00"	24	1.63"
22"	33.00"	2.88"	25.25"	720	29.25"	24	1.75"
24"	36.00"	3.00"	27.25"	890	32.00"	24	1.88"

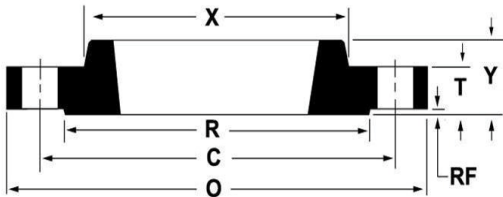
All dimensions are in inches.

These flanges will be supplied with a 1/16" raised face unless otherwise specified.

Flat face option available

FLANGES

ANSI B16.5 CLASS 400 THREADED FLANGES



All dimensions are in inches.

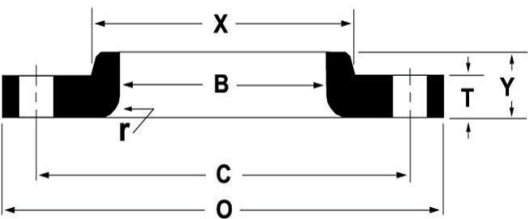
These flanges will be supplied with a 1/16" raised face unless otherwise specified.

Flat face option available

Nominal Pipe Size	Outside Diameter (O)	Thickness (T)	Raised Face Diameter (R)	Length Thru Hub (Y)	Hub Diameter (X)	Approximate Weight (lbs)	Bolt Circle (C)	Number of Holes	Diameter of Holes
inch	inch	inch	inch	inch	inch	lbs	inch	count	inch
1/2"	3.75"	0.56"	1.38"	0.88"	1.50"	2	2.63"	4	0.63"
3/4"	4.63"	0.63"	1.69"	1.00"	1.88"	3	3.25"	4	0.75"
1"	4.88"	0.69"	2.00"	1.06"	2.13"	4	3.50"	4	0.75"
1 1/4"	5.25"	0.81"	2.50"	1.13"	2.50"	5	3.88"	4	0.75"
1 1/2"	6.13"	0.88"	2.88"	1.25"	2.75"	7	4.50"	4	0.88"
2"	6.50"	1.00"	3.63"	1.44"	3.31"	9	5.00"	8	0.75"
2 1/2"	7.50"	1.13"	4.13"	1.63"	3.94"	13	5.88"	8	0.88"
3"	8.25"	1.25"	5.00"	1.81"	4.63"	16	6.63"	8	0.88"
3 1/2"	9.00"	1.38"	5.50"	1.94"	5.25"	21	7.25"	8	1.00"
4"	10.00"	1.38"	6.19"	2.00"	5.75"	26	7.88"	8	1.00"
5"	11.00"	1.50"	7.31"	2.13"	7.00"	31	9.25"	8	1.00"
6"	12.50"	1.63"	8.50"	2.25"	8.13"	44	10.63"	12	1.00"
8"	15.00"	1.88"	10.63"	2.69"	10.25"	67	13.00"	12	1.13"
10"	17.50"	2.13"	12.75"	2.88"	12.63"	91	15.25"	16	1.25"
12"	20.50"	2.25"	15.00"	3.13"	14.75"	130	17.75"	16	1.38"
14"	23.00"	2.38"	16.25"	3.31"	16.75"	180	20.25"	20	1.38"
16"	25.50"	2.50"	18.50"	3.69"	19.00"	235	22.50"	20	1.50"
18"	28.00"	2.63"	21.00"	3.88"	21.00"	285	24.75"	24	1.50"
20"	30.50"	2.75"	23.00"	4.00"	23.13"	345	27.00"	24	1.63"
22"	33.00"	2.88"	25.25"	4.25"	25.25"	405	29.25"	24	1.75"
24"	36.00"	3.00"	27.25"	4.50"	27.63"	510	32.00"	24	1.88"

FLANGES

ANSI B16.5 CLASS 400 LAP JOINT FLANGES



Nominal Pipe Size	Outside Diameter (O)	Thickness (T)	Length Thru Hub (Y)	Hub Diameter (X)	Radius (r)	Bore (B)	Approximate Weight (lbs)	Bolt Circle (C)	Number of Holes	Diameter of Holes
inch	inch	inch	inch	inch	inch	inch	lbs	inch	count	inch
1/2"	3.75"	0.56"	1.38"	0.88"	0.13"	0.90"	2	2.63"	4	0.63"
3/4"	4.63"	0.63"	1.69"	1.00"	0.13"	1.11"	3	3.25"	4	0.75"
1"	4.88"	0.69"	2.00"	1.06"	0.13"	1.38"	4	3.50"	4	0.75"
1 1/4"	5.25"	0.81"	2.50"	1.13"	0.19"	1.72"	5	3.88"	4	0.75"
1 1/2"	6.13"	0.88"	2.88"	1.25"	0.25"	1.97"	7	4.50"	4	0.88"
2"	6.50"	1.00"	3.63"	1.44"	0.31"	2.46"	9	5.00"	8	0.75"
2 1/2"	7.50"	1.13"	4.13"	1.63"	0.31"	2.97"	12	5.88"	8	0.88"
3"	8.25"	1.25"	5.00"	1.81"	0.38"	3.60"	15	6.63"	8	0.88"
3 1/2"	9.00"	1.38"	5.50"	1.94"	0.38"	4.10"	20	7.25"	8	1.00"
4"	10.00"	1.38"	2.00"	5.75"	0.44"	4.60"	25	7.88"	8	1.00"
5"	11.00"	1.50"	2.13"	7.00"	0.44"	5.69"	29	9.25"	8	1.00"
6"	12.50"	1.63"	2.25"	8.13"	0.50"	6.75"	42	10.63"	12	1.00"
8"	15.00"	1.88"	2.69"	10.25"	0.50"	8.75"	64	13.00"	12	1.13"
10"	17.50"	2.13"	4.00"	12.63"	0.50"	10.92"	110	15.25"	16	1.25"
12"	20.50"	2.25"	4.25"	14.75"	0.50"	12.92"	150	17.75"	16	1.38"
14"	23.00"	2.38"	4.63"	16.75"	0.50"	14.18"	205	20.25"	20	1.38"
16"	25.50"	2.50"	5.00"	19.00"	0.50"	16.19"	260	22.50"	20	1.50"
18"	28.00"	2.63"	5.38"	21.00"	0.50"	18.20"	315	24.75"	24	1.50"
20"	30.50"	2.75"	5.75"	23.13"	0.50"	20.25"	385	27.00"	24	1.63"
22"	33.00"	2.88"	6.00"	25.25"	0.50"	22.25"	455	29.25"	24	1.75"
24"	36.00"	3.00"	6.25"	27.63"	0.50"	24.25"	570	32.00"	24	1.88"

All dimensions are in inches.

^a These flanges will be furnished with a 1/4" raised face unless otherwise specified.

Flat face option available.

Standard Bore will be furnished unless otherwise specified.