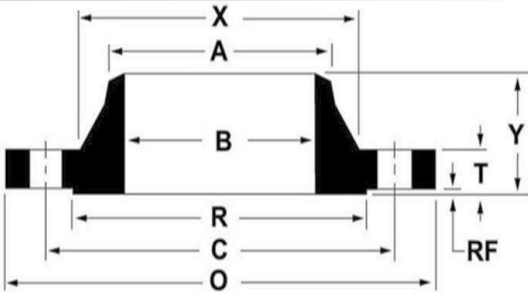


FLANGES

ANSI B16.5 CLASS 2500 WELDING NECK FLANGES



All dimensions are in inches.

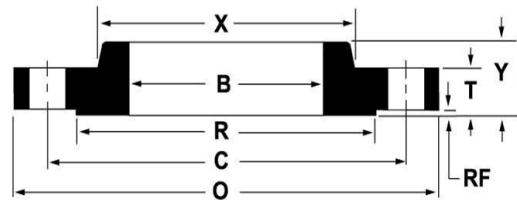
These flanges will be supplied with a 1/4" raised face unless otherwise specified.

Flat face option available.

Nominal Pipe Size	Outside Diameter (O)	Thick-ness (T)	Raised Face Diameter (R)	Length Thru Hub (Y)	Point of Weld (A)	Hub Diameter (X)	Bore (B)	Approximate Weight (lbs)	Bolt Circle (C)	Number of Holes	Diameter of Holes
inch	inch	inch	inch	inch		inch	inch	lbs	inch	count	inch
1/2"	5.25"	1.19"	1.38"	2.88"	0.84"	1.69"	Specified by Purchaser	7	3.50"	4	0.88"
3/4"	5.50"	1.25"	1.69"	3.13"	1.05"	2.00"		8	3.75"	4	0.88"
1"	6.25"	1.38"	2.00"	3.50"	1.32"	2.25"		12	4.25"	4	1.00"
1 1/4"	7.25"	1.50"	2.50"	3.75"	1.66"	2.88"		17	5.13"	4	1.13"
1 1/2"	8.00"	1.75"	2.88"	4.38"	1.90"	3.13"		25	5.75"	4	1.25"
2"	9.25"	2.00"	3.63"	5.00"	2.38"	3.75"		42	6.75"	8	1.13"
2 1/2"	10.50"	2.25"	4.13"	5.63"	2.88"	4.50"		52	7.75"	8	1.25"
3"	12.00"	2.63"	5.00"	6.63"	3.50"	5.25"		94	9.00"	8	1.38"
4"	14.00"	3.00"	6.19"	7.50"	4.50"	6.50"		145	10.75"	8	1.63"
5"	16.50"	3.63"	7.31"	9.00"	5.56"	8.00"		245	12.75"	8	1.88"
6"	19.00"	4.25"	8.50"	10.75"	6.63"	9.25"		380	14.50"	8	2.13"
8"	21.75"	5.00"	10.63"	12.50"	8.63"	12.00"		580	17.25"	12	2.13"
10"	26.50"	6.50"	12.75"	16.50"	10.75"	14.75"		1075	21.25"	12	2.63"
12"	30.00"	7.25"	15.00"	18.25"	12.75"	17.38"	1525	24.38"	12	2.88"	

FLANGES

ANSI B16.5 CLASS 2500 SLIP-ON FLANGES



All dimensions are in inches.


These flanges will be supplied with a 1/4" raised face unless otherwise specified.

Flat face option available

Nominal Pipe Size	Outside Diameter (O)	Thickness (T)	Raised Face Diameter (R)	Length Thru Hub (Y)	Hub Diameter (X)	Bore (B)	Approximate Weight (lbs)	Bolt Circle (C)	Number of Holes	Diameter of Holes
inch	inch	inch	inch	inch	inch	inch	lbs	inch	count	inch
1/2"	5.25"	1.19"	1.38"	1.56"	1.69"	0.88"	7	3.50"	4	0.88"
3/4"	5.50"	1.25"	1.69"	1.69"	2.00"	1.09"	8	3.75"	4	0.88"
1"	6.25"	1.38"	2.00"	1.88"	2.25"	1.36"	11	4.25"	4	1.00"
1 1/4"	7.25"	1.50"	2.50"	2.06"	2.88"	1.70"	16	5.13"	4	1.13"
1 1/2"	8.00"	1.75"	2.88"	2.38"	3.13"	1.95"	22	5.75"	4	1.25"
2"	9.25"	2.00"	3.63"	2.75"	3.75"	2.44"	38	6.75"	8	1.13"
2 1/2"	10.50"	2.25"	4.13"	3.13"	4.50"	2.94"	55	7.75"	8	1.25"
3"	12.00"	2.63"	5.00"	3.63"	5.25"	3.57"	83	9.00"	8	1.38"
4"	14.00"	3.00"	6.19"	4.25"	6.50"	4.57"	125	10.75"	8	1.63"
5"	16.50"	3.63"	7.31"	5.13"	8.00"	5.66"	210	12.75"	8	1.88"
6"	19.00"	4.25"	8.50"	6.00"	9.25"	6.72"	325	14.50"	8	2.13"
8"	21.75"	5.00"	10.63"	7.00"	12.00"	8.72"	485	17.25"	12	2.13"
10"	26.50"	6.50"	12.75"	9.00"	14.75"	10.88"	930	21.25"	12	2.63"
12"	30.00"	7.25"	15.00"	10.00"	17.38"	12.88"	1100	24.38"	12	2.88"

FLANGES

ANSI B16.5 CLASS 2500 BLIND FLANGES



All dimensions are in inches.

These flanges will be supplied with a 1/4" raised face unless otherwise specified.

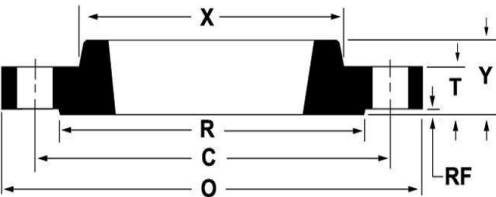
Flat face option available

Nominal Pipe Size	Outside Diameter (O)	Thickness (T)	Raised Face Diameter (R)	Approximate Weight (lbs)	Bolt Circle (C)	Number of Holes	Diameter of Holes
inch	inch	inch	inch	lbs	inch	count	inch
1/2"	5.25"	1.19"	1.38"	7	3.50"	4	0.88"
3/4"	5.50"	1.25"	1.69"	8	3.75"	4	0.88"
1"	6.25"	1.38"	2.00"	11	4.25"	4	1.00"
1 1/4"	7.25"	1.50"	2.50"	17	5.13"	4	1.13"
1 1/2"	8.00"	1.75"	2.88"	23	5.75"	4	1.25"
2"	9.25"	2.00"	3.63"	39	6.75"	8	1.13"
2 1/2"	10.50"	2.25"	4.13"	56	7.75"	8	1.25"
3"	12.00"	2.63"	5.00"	86	9.00"	8	1.38"
4"	14.00"	3.00"	6.19"	135	10.75"	8	1.63"
5"	16.50"	3.63"	7.31"	225	12.75"	8	1.88"
6"	19.00"	4.25"	8.50"	345	14.50"	8	2.13"
8"	21.75"	5.00"	10.63"	530	17.25"	12	2.13"
10"	26.50"	6.50"	12.75"	1025	21.25"	12	2.63"
12"	30.00"	7.25"	15.00"	1300	24.38"	12	2.88"

FLANGES

ANSI B16.5 CLASS 2500 THREADED FLANGES

Nominal Pipe Size	Outside Diameter (O)	Thickness (T)	Raised Face Diameter (R)	Length Thru Hub (Y)	Hub Diameter (X)	Approximate Weight (lbs)	Bolt Circle (C)	Number of Holes	Diameter of Holes
inch	inch	inch	inch	inch	inch	lbs	inch	count	inch
1/2"	5.25"	1.19"	1.38"	1.56"	1.69"	7	3.50"	4	0.88"
3/4"	5.50"	1.25"	1.69"	1.69"	2.00"	8	3.75"	4	0.88"
1"	6.25"	1.38"	2.00"	1.88"	2.25"	11	4.25"	4	1.00"
1 1/4"	7.25"	1.50"	2.50"	2.06"	2.88"	16	5.13"	4	1.13"
1 1/2"	8.00"	1.75"	2.88"	2.38"	3.13"	22	5.75"	4	1.25"
2"	9.25"	2.00"	3.63"	2.75"	3.75"	38	6.75"	8	1.13"
2 1/2"	10.50"	2.25"	4.13"	3.13"	4.50"	55	7.75"	8	1.25"
3"	12.00"	2.63"	5.00"	3.63"	5.25"	83	9.00"	8	1.38"
4"	14.00"	3.00"	6.19"	4.25"	6.50"	125	10.75"	8	1.63"
5"	16.50"	3.63"	7.31"	5.13"	8.00"	210	12.75"	8	1.88"
6"	19.00"	4.25"	8.50"	6.00"	9.25"	325	14.50"	8	2.13"
8"	21.75"	5.00"	10.63"	7.00"	12.00"	485	17.25"	12	2.13"
10"	26.50"	6.50"	12.75"	9.00"	14.75"	930	21.25"	12	2.63"
12"	30.00"	7.25"	15.00"	10.00"	17.38"	1100	24.38"	12	2.88"



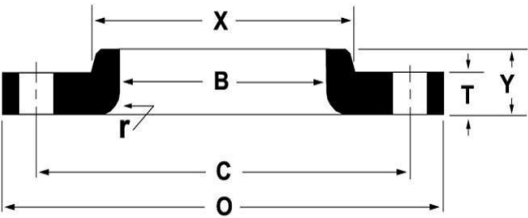
All dimensions are in inches.

These flanges will be supplied with a 1/4" raised face unless otherwise specified.

Flat face option available

FLANGES

ANSI B16.5 CLASS 2500 LAP JOINT FLANGES



All dimensions are in inches.

Nominal Pipe Size	Outside Diameter (O)	Thickness (T)	Length Thru Hub (Y)	Hub Diameter (X)	Radius (r)	Bore (B)	Approximate Weight (lbs)	Bolt Circle (C)	Number of Holes	Diameter of Holes
inch	inch	inch	inch	inch	inch	inch	lbs	inch	count	inch
1/2"	5.25"	1.19"	1.56"	1.69"	0.13"	0.90"	7	3.50"	4	0.88"
3/4"	5.50"	1.25"	1.69"	2.00"	0.13"	1.11"	8	3.75"	4	0.88"
1"	6.25"	1.38"	1.88"	2.25"	0.13"	1.38"	11	4.25"	4	1.00"
1 1/4"	7.25"	1.50"	2.06"	2.88"	0.19"	1.72"	16	5.13"	4	1.13"
1 1/2"	8.00"	1.75"	2.38"	3.13"	0.25"	1.97"	22	5.75"	4	1.25"
2"	9.25"	2.00"	2.75"	3.75"	0.31"	2.46"	37	6.75"	8	1.13"
2 1/2"	10.50"	2.25"	3.13"	4.50"	0.31"	2.97"	53	7.75"	8	1.25"
3"	12.00"	2.63"	3.63"	5.25"	0.38"	3.60"	80	9.00"	8	1.38"
4"	14.00"	3.00"	4.25"	6.50"	0.38"	4.60"	120	10.75"	8	1.63"
5"	16.50"	3.63"	5.13"	8.00"	0.44"	5.69"	205	12.75"	8	1.88"
6"	19.00"	4.25"	6.00"	9.25"	0.44"	6.75"	315	14.50"	8	2.13"
8"	21.75"	5.00"	7.00"	12.00"	0.50"	8.75"	470	17.25"	12	2.13"
10"	26.50"	6.50"	9.00"	14.75"	0.50"	10.92"	900	21.25"	12	2.63"
12"	30.00"	7.25"	10.00"	17.38"	0.50"	12.92"	1100	24.38"	12	2.88"